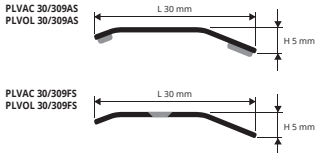


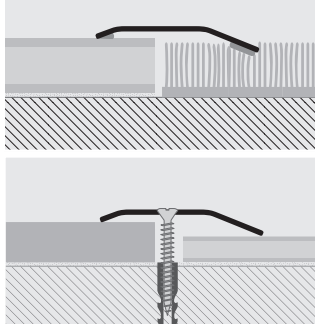
PROLEVAL 305

POLISHED STAINLESS STEEL 1.4016 AND POLISHED BRASS WITH SELF-ADHESIVE AND PUNCHED

transition profiles



EXAMPLES AND INSTRUCTIONS FOR LAYING METHODS



Adhesive version

1. Choose the suitable profile and cut it to the necessary length.
2. Degrease, wash and clean the solid surface thoroughly.
3. Remove the protective paper from the adhesive.
4. Lay the profile by applying pressure evenly over the whole surface without using a hammer.

Punched version

1. Choose the suitable profile and cut it to the necessary length.
2. Mark the position of the holes using the existing holes in the profile as reference.
3. Insert the screw anchors into the drilled holes.
4. Fix the profile using flathead screws suitable for the relative slots in the profile.

PROLEVAL 305 is a transition/terminal profile for floors of medium thickness (from 3 to 7 mm), used to join and compensate two floors of differing height, material and thickness. Ideal as a finishing terminal, it covers flaws and chipping or splintering of tiles, wood and carpeting. Available in stainless steel 1.4016 and polished brass. A protective film protects the finish of the 2.70 m long bars with either self-adhesive backing or punched for fixing with screws and anchors. The 93 cm blister pack version (self pack) is shrink-wrapped with bar code.



POLISHED STAINLESS ST. 1.4016 with adhesive thermo packed
bar length 2,7 lm - pack 40 Pcs - 108 lm


Article	H x L mm
PLVAC 30A	5 X 30

POLISHED STAINLESS ST. 1.4016 with adhesive thermo packed - bar length 0,93 lm - pack 20 Pc 

Article	H x L mm
PLVAC 309AS	5 X 30

POLISHED BRASS with adhesive thermo packed
bar length 2,7 lm - pack 40 Pcs - 108 lm

Article	H x L mm
PLVOL 30A	5 X 30

POLISHED BRASS with adhesive thermo packed 


Article	H x L mm
PLVOL 309AS	5 X 30

COLOURS



POLISHED STAINLESS ST. 1.4016 punched with protective film
bar length 2,7 lm - pack 40 Pcs - 108 lm


Article	H x L mm
PLVAC 30F	5 X 30

POL. STAINLESS ST. 1.4016 punched with screws and screw anchors thermo packed - bar length 0,93 lm - pack 20 Pc 

Article	H x L mm
PLVAC 309FS	5 X 30

POLISHED BRASS punched with protective film
bar length 2,7 lm - pack 40 Pcs - 108 lm

Article	H x L mm
PLVOL 30F	5 X 30

POL. BRASS punched with screws and screw anchors thermo packed - bar length 0,93 lm - pack 20 Pc 

Article	H x L mm
PLVOL 309FS	5 X 30

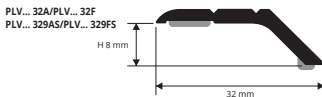
ON DEMAND HAND-BRUSHED STAINLESS STEEL
(prices and delivery time to be agreed)

SUITABLE FOR USE IN CONTACT WITH FOODSTUFFS.

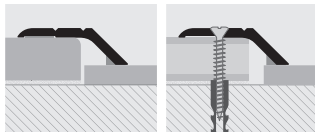
PROLEVAL 32

ANODISED SILVER AND GOLD ALUMINIUM WITH SELF-ADHESIVE AND PUNCHED

transition profiles



EXAMPLES AND INSTRUCTIONS FOR LAYING METHODS



Adhesive version

1. Choose the suitable profile and cut it to the necessary length.
2. Degrease, wash and clean the solid surface thoroughly.
3. Remove the protective paper from the adhesive.
4. Lay the profile by applying pressure evenly over the whole surface without using a hammer.

Punched version

1. Choose the suitable profile and cut it to the necessary length.
2. Mark the position of the holes using the existing holes in the profile as reference.
3. Insert the screw anchors into the drilled holes.
4. Fix the profile using flathead screws suitable for the relative slots in the profile.

PROLEVAL 32 are transition profiles in anodised aluminium with silver-gold-bronze finish, available in the self-adhesive or punched versions. They are used to give a clean-cut, elegant finish when joining and compensating differences in level of floors that are already laid and in differing or same materials e.g. ceramic tiles-wood-parquet-marble, etc. They join and compensate a thickness between 7 and 9 mm. **PROLEVAL 32** ensures a perfect finish with light height, covering any flaws created during laying, while the contoured edges guarantee perfect adherence to the floor.



ANODISED SILVER and GOLD ALUMINIUM thermo packed - bar length 2,7 lm - pack 40 Pcs - 108 lm


Article	L x H mm
PLV... 32A (with adhesive)	32 X 8
PLV... 32F (punched)	32 X 8

Available in the colours: AA - AO (AB - AT, CH e SB available on demand with a minimum quantity order of 270 lm). The code of the selected colour must be added to the article code. E.g.: PLV... 32F (chosen colour Anodised gold alum.) PLVAO 32F.

COLOURS



AVAILABLE MINIMUM QUANTITY 270 LM by color and height



(price and delivery time to be agreed)

* = On demand, price and delivery time to be agreed.